

# Fundamentals of Grassmann Algebra

**Eric Lengyel, PhD**  
Terathon Software

# Math used in 3D programming

- Dot / cross products, scalar triple product
- Planes as 4D vectors
- Homogeneous coordinates
- Plücker coordinates for 3D lines
- Transforming normal vectors and planes with the inverse transpose of a matrix

# Math used in 3D programming

- These concepts often used without a complete understanding of the big picture
  - Can be used in a way that is not natural
  - Different pieces used separately without knowledge of the connection among them

# There is a bigger picture

- All of these arise as part of a single mathematical system
  - Understanding the big picture provides deep insights into seemingly unusual properties
  - Knowledge of the relationships among these concepts makes better 3D programmers



# History

- Hamilton, 1843
  - Discovered quaternion product
  - Applied to 3D rotations
  - Not part of Grassmann algebra



# History

- Grassmann, 1844
  - Formulated progressive and regressive products
  - Understood geometric meaning
  - Published "Algebra of Extension"

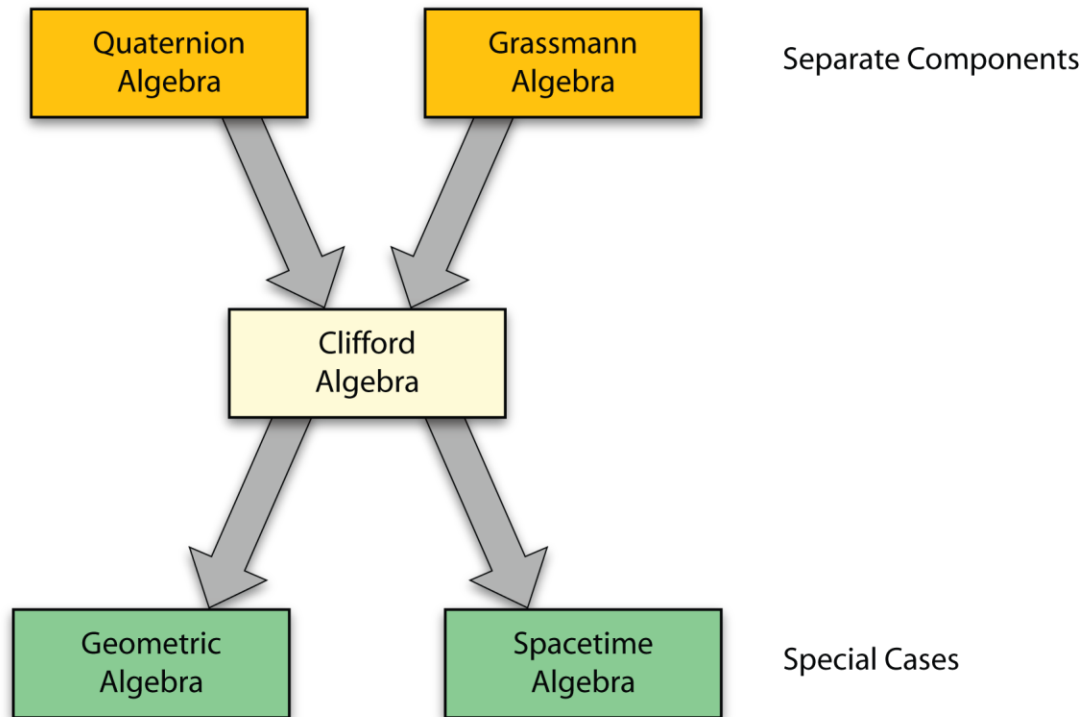


# History

- Clifford, 1878
  - Unified Hamilton's and Grassmann's work
  - Basis for modern geometric algebra and various algebras used in physics



# History



# Outline

- Grassmann algebra in 3-4 dimensions
  - Wedge product, bivectors, trivectors...
  - Transformations
  - Homogeneous model
  - Geometric computation
  - Programming considerations

# The wedge product

- Also known as:
  - The progressive product
  - The exterior product
- Gets name from symbol:

$$\mathbf{a} \wedge \mathbf{b}$$

- Read "**a wedge b**"

# The wedge product

- Operates on scalars, vectors, and more
  - Ordinary multiplication for scalars  $s$  and  $t$ :

$$s \wedge t = t \wedge s = st$$

$$s \wedge \mathbf{v} = \mathbf{v} \wedge s = s\mathbf{v}$$

- The square of a vector  $\mathbf{v}$  is always zero:

$$\mathbf{v} \wedge \mathbf{v} = 0$$

# Wedge product anticommutativity

- Zero square implies vectors anticommute

$$(\mathbf{a} + \mathbf{b}) \wedge (\mathbf{a} + \mathbf{b}) = 0$$

$$\mathbf{a} \wedge \mathbf{a} + \mathbf{a} \wedge \mathbf{b} + \mathbf{b} \wedge \mathbf{a} + \mathbf{b} \wedge \mathbf{b} = 0$$

$$\mathbf{a} \wedge \mathbf{b} + \mathbf{b} \wedge \mathbf{a} = 0$$

$$\mathbf{a} \wedge \mathbf{b} = -\mathbf{b} \wedge \mathbf{a}$$

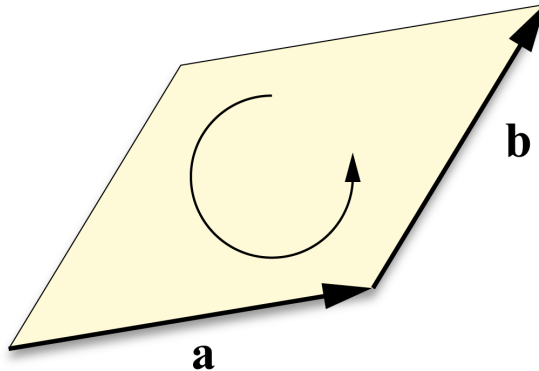
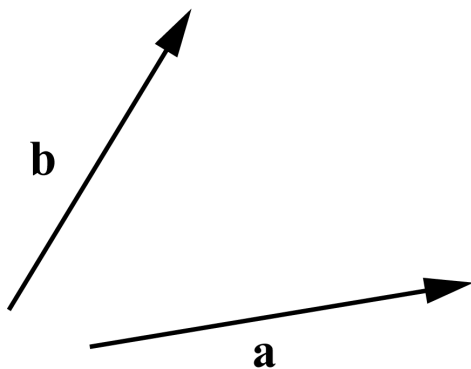


# Bivectors

- Wedge product between two vectors produces a “bivector”
  - A new mathematical entity
  - Distinct from a scalar or vector
  - Represents an oriented 2D area
    - Whereas a vector represents an oriented 1D direction
    - Scalars are zero-dimensional values

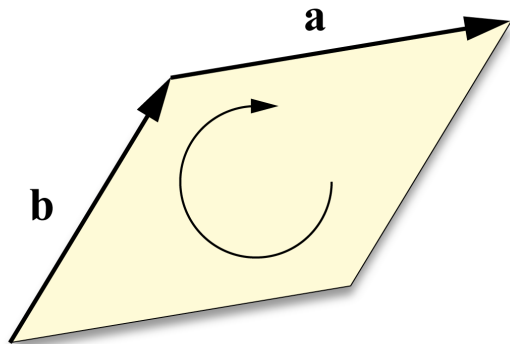
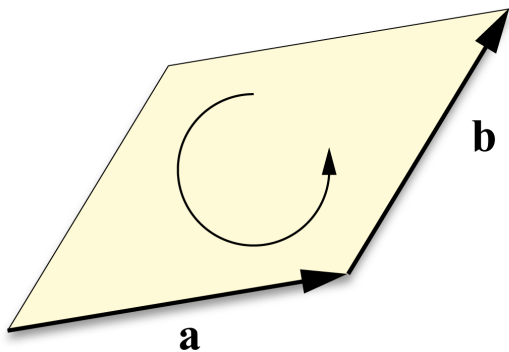
# Bivectors

- Bivector is two directions and magnitude



# Bivectors

- Order of multiplication matters



$$\mathbf{a} \wedge \mathbf{b} = -\mathbf{b} \wedge \mathbf{a}$$

# Bivectors in 3D

- Start with 3 orthonormal basis vectors:

$$\mathbf{e}_1, \mathbf{e}_2, \mathbf{e}_3$$

- Then a 3D vector  $\mathbf{a}$  can be expressed as

$$a_1\mathbf{e}_1 + a_2\mathbf{e}_2 + a_3\mathbf{e}_3$$

# Bivectors in 3D

$$\mathbf{a} \wedge \mathbf{b} = (a_1 \mathbf{e}_1 + a_2 \mathbf{e}_2 + a_3 \mathbf{e}_3) \wedge (b_1 \mathbf{e}_1 + b_2 \mathbf{e}_2 + b_3 \mathbf{e}_3)$$

$$\begin{aligned} \mathbf{a} \wedge \mathbf{b} = & a_1 b_2 (\mathbf{e}_1 \wedge \mathbf{e}_2) + a_1 b_3 (\mathbf{e}_1 \wedge \mathbf{e}_3) + a_2 b_1 (\mathbf{e}_2 \wedge \mathbf{e}_1) \\ & + a_2 b_3 (\mathbf{e}_2 \wedge \mathbf{e}_3) + a_3 b_1 (\mathbf{e}_3 \wedge \mathbf{e}_1) + a_3 b_2 (\mathbf{e}_3 \wedge \mathbf{e}_2) \end{aligned}$$

$$\begin{aligned} \mathbf{a} \wedge \mathbf{b} = & (a_2 b_3 - a_3 b_2) (\mathbf{e}_2 \wedge \mathbf{e}_3) + (a_3 b_1 - a_1 b_3) (\mathbf{e}_3 \wedge \mathbf{e}_1) \\ & + (a_1 b_2 - a_2 b_1) (\mathbf{e}_1 \wedge \mathbf{e}_2) \end{aligned}$$

# Bivectors in 3D

- The result of the wedge product has three components on the basis

$$\mathbf{e}_2 \wedge \mathbf{e}_3, \quad \mathbf{e}_3 \wedge \mathbf{e}_1, \quad \mathbf{e}_1 \wedge \mathbf{e}_2$$

- Written in order of which basis *vector* is missing from the basis *bivector*

# Bivectors in 3D

- Do the components look familiar?

$$\mathbf{a} \wedge \mathbf{b} = (a_2b_3 - a_3b_2)(\mathbf{e}_2 \wedge \mathbf{e}_3) + (a_3b_1 - a_1b_3)(\mathbf{e}_3 \wedge \mathbf{e}_1) \\ + (a_1b_2 - a_2b_1)(\mathbf{e}_1 \wedge \mathbf{e}_2)$$

- These are identical to the components produced by the cross product  $\mathbf{a} \times \mathbf{b}$

# Shorthand notation

$$\mathbf{e}_{12} = \mathbf{e}_1 \wedge \mathbf{e}_2$$

$$\mathbf{e}_{23} = \mathbf{e}_2 \wedge \mathbf{e}_3$$

$$\mathbf{e}_{31} = \mathbf{e}_3 \wedge \mathbf{e}_1$$

$$\mathbf{e}_{123} = \mathbf{e}_1 \wedge \mathbf{e}_2 \wedge \mathbf{e}_3$$



# Bivectors in 3D

$$\mathbf{a} \wedge \mathbf{b} = (a_2b_3 - a_3b_2)\mathbf{e}_{23} + (a_3b_1 - a_1b_3)\mathbf{e}_{31} \\ + (a_1b_2 - a_2b_1)\mathbf{e}_{12}$$

# Comparison with cross product

- The cross product is not associative:

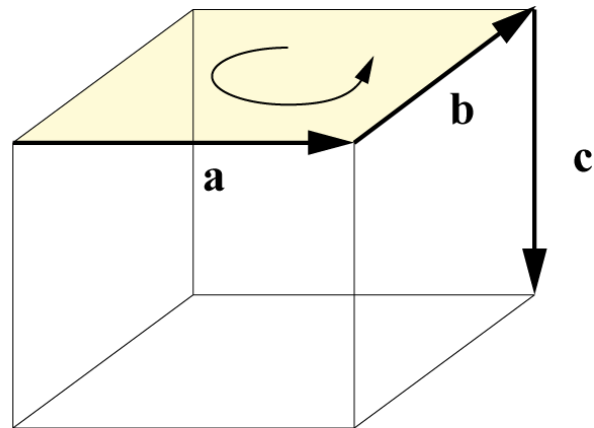
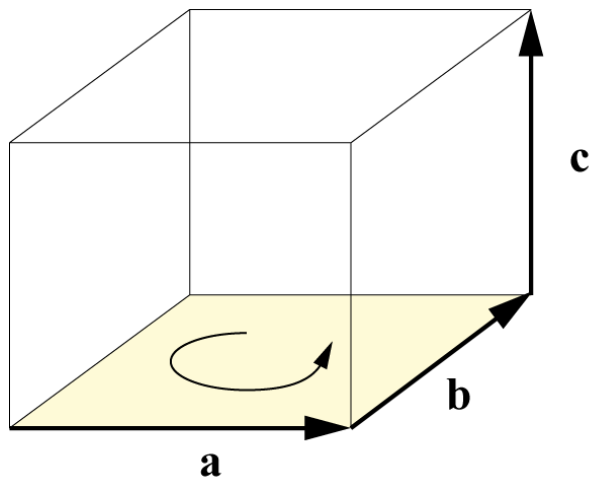
$$(\mathbf{a} \times \mathbf{b}) \times \mathbf{c} \neq \mathbf{a} \times (\mathbf{b} \times \mathbf{c})$$

- The cross product is only defined in 3D
- The wedge product is associative, and it's defined in all dimensions

# Trivectors

- Wedge product among three vectors produces a “trivector”
  - Another new mathematical entity
  - Distinct from scalars, vectors, and bivectors
  - Represents a 3D oriented volume

# Trivectors



$$\mathbf{a} \wedge \mathbf{b} \wedge \mathbf{c}$$

# Trivectors in 3D

- A 3D trivector has one component:

$$\mathbf{a} \wedge \mathbf{b} \wedge \mathbf{c} =$$

$$(a_1 b_2 c_3 + a_2 b_3 c_1 + a_3 b_1 c_2 - a_1 b_3 c_2 - a_2 b_1 c_3 - a_3 b_2 c_1) \cdot$$

$$(\mathbf{e}_1 \wedge \mathbf{e}_2 \wedge \mathbf{e}_3)$$

- The magnitude is  $\det([\mathbf{a} \quad \mathbf{b} \quad \mathbf{c}])$

# Trivectors in 3D

- 3D trivector also called *pseudoscalar* or antiscalar
  - Only one component, so looks like a scalar
  - Flips sign under reflection

# Scalar Triple Product

- The product

$$\mathbf{a} \wedge \mathbf{b} \wedge \mathbf{c}$$

produces the same magnitude as

$$(\mathbf{a} \times \mathbf{b}) \cdot \mathbf{c}$$

but also extends to higher dimensions

# Grading

- The *grade* of an entity is the number of vectors wedged together to make it
  - Scalars have grade 0
  - Vectors have grade 1
  - Bivectors have grade 2
  - Trivectors have grade 3
  - Etc.



# 3D multivector algebra

- 1 scalar element
- 3 vector elements
- 3 bivector elements
- 1 trivector element
- No higher-grade elements
- Total of 8 *multivector* basis elements

# Multivectors in general dimension

- In  $n$  dimensions, the number of basis  $k$ -vector elements is

$$\binom{n}{k}$$

- This produces a nice symmetry
- Total number of basis elements always  $2^n$

# Multivectors in general dimension

Dimension	Graded elements
1	1 1
2	1 2 1
3	1 3 3 1
4	1 4 6 4 1
5	1 5 10 10 5 1

# Four dimensions

- Four basis vectors  $\mathbf{e}_1, \mathbf{e}_2, \mathbf{e}_3, \mathbf{e}_4$
- Number of basis bivectors is

$$\binom{4}{2} = 6$$

- There are 4 basis trivectors

# Vector / bivector confusion

- In 3D, vectors have three components
- In 3D, bivectors have three components
- Thus, vectors and bivectors *look like* the same thing!
- This is a big reason why knowledge of the difference is not widespread

# Cross product peculiarities

- Physicists noticed a long time ago that the cross product produces a *different* kind of vector
  - They call it an “axial vector”, “pseudovector”, “covector”, or “covariant vector”
  - It transforms differently than ordinary “polar vectors” or “contravariant vectors”

# Cross product transform

- Simplest example is a reflection:

$$\mathbf{M} = \begin{pmatrix} -1 & 0 & 0 \\ 0 & 1 & 0 \\ 0 & 0 & 1 \end{pmatrix}$$

# Cross product transform

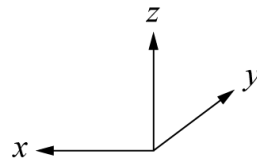
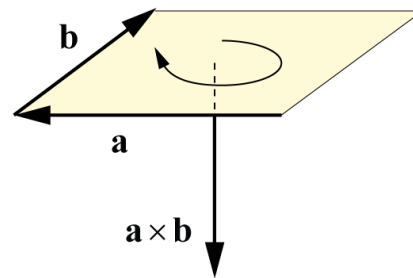
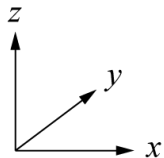
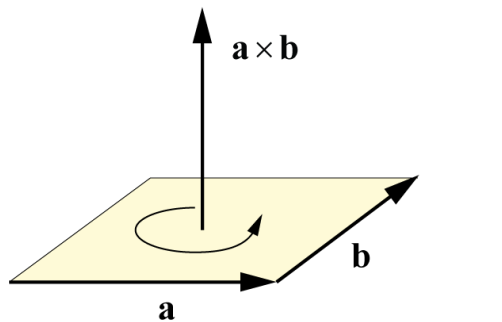
$$(1, 0, 0) \times (0, 1, 0) = (0, 0, 1)$$

$$\begin{aligned} \mathbf{M}(1, 0, 0) \times \mathbf{M}(0, 1, 0) \\ = (-1, 0, 0) \times (0, 1, 0) = (0, 0, -1) \end{aligned}$$

- Not the same as  $\mathbf{M}(0, 0, 1) = (0, 0, 1)$



# Cross product transform



# Cross product transform

- In general, for 3 x 3 matrix  $\mathbf{M}$ ,

$$\mathbf{M}(a_1\mathbf{e}_1 + a_2\mathbf{e}_2 + a_3\mathbf{e}_3) = a_1\mathbf{M}_1 + a_2\mathbf{M}_2 + a_3\mathbf{M}_3$$

$$\mathbf{M}\mathbf{a} \times \mathbf{M}\mathbf{b} =$$

$$(a_1\mathbf{M}_1 + a_2\mathbf{M}_2 + a_3\mathbf{M}_3) \times (b_1\mathbf{M}_1 + b_2\mathbf{M}_2 + b_3\mathbf{M}_3)$$

# Cross product transform

$$\mathbf{M}\mathbf{a} \times \mathbf{M}\mathbf{b} =$$

$$(a_2b_3 - a_3b_2)(\mathbf{M}_2 \times \mathbf{M}_3)$$

$$+ (a_3b_1 - a_1b_3)(\mathbf{M}_3 \times \mathbf{M}_1)$$

$$+ (a_1b_2 - a_2b_1)(\mathbf{M}_1 \times \mathbf{M}_2)$$

# Products of matrix columns

$$(\mathbf{M}_2 \times \mathbf{M}_3) \cdot \mathbf{M}_1 = \det \mathbf{M}$$

$$(\mathbf{M}_3 \times \mathbf{M}_1) \cdot \mathbf{M}_2 = \det \mathbf{M}$$

$$(\mathbf{M}_1 \times \mathbf{M}_2) \cdot \mathbf{M}_3 = \det \mathbf{M}$$

- Other dot products are zero

# Matrix inversion

- Cross products as rows of matrix:

$$\begin{bmatrix} \mathbf{M}_2 \times \mathbf{M}_3 \\ \mathbf{M}_3 \times \mathbf{M}_1 \\ \mathbf{M}_1 \times \mathbf{M}_2 \end{bmatrix} \mathbf{M} = \begin{bmatrix} \det \mathbf{M} & 0 & 0 \\ 0 & \det \mathbf{M} & 0 \\ 0 & 0 & \det \mathbf{M} \end{bmatrix}$$

# Cross product transform

- Transforming the cross product requires the inverse matrix:

$$\begin{bmatrix} \mathbf{M}_2 \times \mathbf{M}_3 \\ \mathbf{M}_3 \times \mathbf{M}_1 \\ \mathbf{M}_1 \times \mathbf{M}_2 \end{bmatrix} = (\det \mathbf{M}) \mathbf{M}^{-1}$$

# Cross product transform

- Transpose the inverse to get right result:

$$(\det \mathbf{M}) \mathbf{M}^{-T} \begin{bmatrix} a_2 b_3 - a_3 b_2 \\ a_3 b_1 - a_1 b_3 \\ a_1 b_2 - a_2 b_1 \end{bmatrix} =$$
$$(a_2 b_3 - a_3 b_2)(\mathbf{M}_2 \times \mathbf{M}_3) + (a_3 b_1 - a_1 b_3)(\mathbf{M}_3 \times \mathbf{M}_1)$$
$$+ (a_1 b_2 - a_2 b_1)(\mathbf{M}_1 \times \mathbf{M}_2)$$

# Cross product transform

- Transformation formula:

$$\mathbf{M}\mathbf{a} \times \mathbf{M}\mathbf{b} = (\det \mathbf{M})\mathbf{M}^{-T} (\mathbf{a} \times \mathbf{b})$$

- Result of cross product must be transformed by inverse transpose times determinant



# Cross product transform

- If **M** is orthogonal, then inverse transpose is the same as **M**
- If the determinant is positive, then it can be left out if you don't care about length
- Determinant times inverse transpose is called *adjugate transpose*

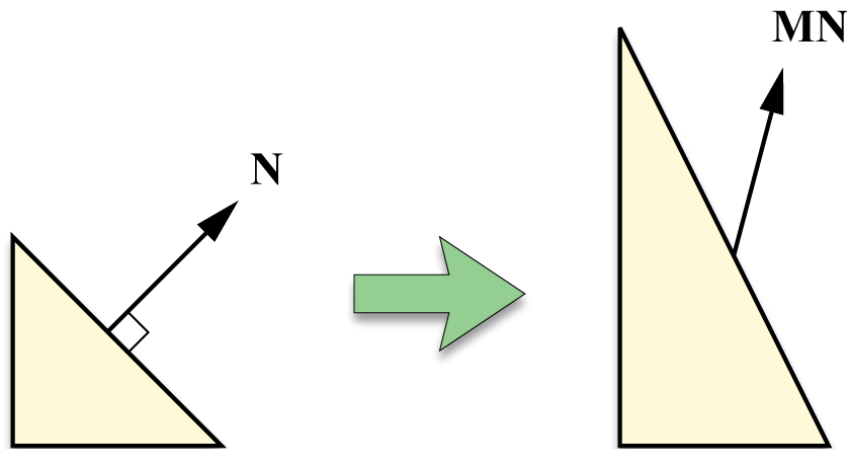
# Cross product transform

- What's really going on here?
- When we take a cross product, we are really creating a bivector
- Bivectors are not vectors, and they don't behave like vectors

# Normal “vectors”

- A triangle normal is created by taking the cross product between two tangent vectors
- A normal is a bivector and transforms as such

# Normal "vector" transformation



# Classical derivation

- Standard proof for inverse transpose for transforming normals:
  - Preserve zero dot product with tangent
  - Misses extra factor of  $\det \mathbf{M}$

$$\mathbf{N} \cdot \mathbf{T} = 0$$

$$\mathbf{UN} \cdot \mathbf{MT} = 0$$

$$\mathbf{N}^T \mathbf{U}^T \mathbf{MT} = 0$$

$$\mathbf{U}^T = \mathbf{M}^{-1}$$

$$\mathbf{U} = \mathbf{M}^{-T}$$

# Matrix inverses

- In general, the  $i$ -th row of the inverse of  $\mathbf{M}$  is  $1/\det \mathbf{M}$  times the wedge product of all columns of  $\mathbf{M}$  except column  $i$ .

# Higher dimensions

- In  $n$  dimensions, the  $(n-1)$ -vectors have  $n$  components, just as 1-vectors do
- Each 1-vector basis element uses exactly one of the spatial directions  $\mathbf{e}_1 \dots \mathbf{e}_n$
- Each  $(n-1)$ -vector basis element uses all *except* one of the spatial directions  $\mathbf{e}_1 \dots \mathbf{e}_n$

# Symmetry in three dimensions

- Vector basis and bivector ( $n-1$ ) basis

 $\mathbf{e}_1$  $\mathbf{e}_2 \wedge \mathbf{e}_3$  $\mathbf{e}_2$  $\mathbf{e}_3 \wedge \mathbf{e}_1$  $\mathbf{e}_3$  $\mathbf{e}_1 \wedge \mathbf{e}_2$



# Symmetry in four dimensions

- Vector basis and trivector  $(n-1)$  basis

 $\mathbf{e}_1$  $\mathbf{e}_2 \wedge \mathbf{e}_3 \wedge \mathbf{e}_4$  $\mathbf{e}_2$  $\mathbf{e}_1 \wedge \mathbf{e}_4 \wedge \mathbf{e}_3$  $\mathbf{e}_3$  $\mathbf{e}_1 \wedge \mathbf{e}_2 \wedge \mathbf{e}_4$  $\mathbf{e}_4$  $\mathbf{e}_1 \wedge \mathbf{e}_3 \wedge \mathbf{e}_2$

# Dual basis

- Use special notation for wedge product of all but one basis vector:

$$\bar{\mathbf{e}}_1 = \mathbf{e}_2 \wedge \mathbf{e}_3 \wedge \mathbf{e}_4$$

$$\bar{\mathbf{e}}_2 = \mathbf{e}_1 \wedge \mathbf{e}_4 \wedge \mathbf{e}_3$$

$$\bar{\mathbf{e}}_3 = \mathbf{e}_1 \wedge \mathbf{e}_2 \wedge \mathbf{e}_4$$

$$\bar{\mathbf{e}}_4 = \mathbf{e}_1 \wedge \mathbf{e}_3 \wedge \mathbf{e}_2$$

# Dual basis

- Instead of saying  $(n-1)$ -vector, we call these “antivectors”
- In  $n$  dimensions, antivector always means a quantity expressed on the basis with grade  $n-1$

# Vector / antivector product

- Wedge product between vector and antivector is the origin of the dot product

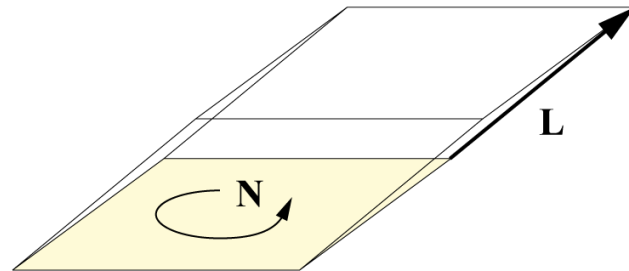
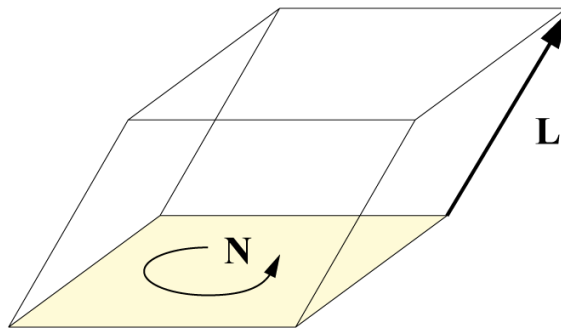
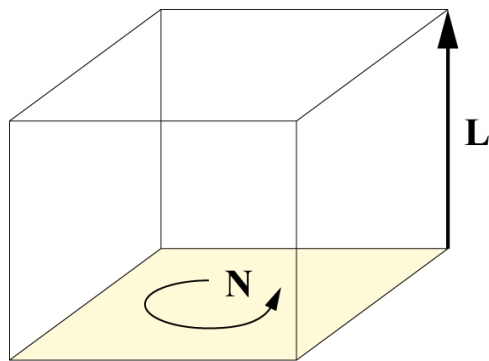
$$\begin{aligned} & (a_1 \mathbf{e}_1 + a_2 \mathbf{e}_2 + a_3 \mathbf{e}_3) \wedge (b_1 \bar{\mathbf{e}}_1 + b_2 \bar{\mathbf{e}}_2 + b_3 \bar{\mathbf{e}}_3) \\ &= (a_1 b_1 + a_2 b_2 + a_3 b_3) (\mathbf{e}_1 \wedge \mathbf{e}_2 \wedge \mathbf{e}_3) \end{aligned}$$

- They complement each other, and “fill in” the volume element

# Vector / antivector product

- Many of the dot products you take are actually vector / antivector wedge products
- For instance,  $\mathbf{N} \cdot \mathbf{L}$  in diffuse lighting
- $\mathbf{N}$  is an antivector
- Calculating volume of extruded bivector

# Diffuse Lighting



# The regressive product

- Grassmann realized there is another product symmetric to the wedge product
- Not well-known at all
  - Most books on geometric algebra leave it out completely
- Very important product, though!

# The regressive product

- Operates on antivectors in a manner symmetric to how the wedge product operates on vectors
- Uses an upside-down wedge:

$$\bar{\mathbf{e}}_1 \vee \bar{\mathbf{e}}_2$$

- We call it the “antiwedge” product



# The antiwedge product

- Has same properties as wedge product, but for antivectors
- Operates in complementary space on dual basis or “antibasis”

# The antiwedge product

- Whereas the wedge product increases grade, the antiwedge product decreases it
- Suppose, in  $n$ -dimensional Grassmann algebra,  $\mathbf{A}$  has grade  $r$  and  $\mathbf{B}$  has grade  $s$
- Then  $\mathbf{A} \wedge \mathbf{B}$  has grade  $r + s$
- And  $\mathbf{A} \vee \mathbf{B}$  has grade
$$n - (n - r) - (n - s) = r + s - n$$

# Antiwedge product in 3D

$$\bar{\mathbf{e}}_1 \vee \bar{\mathbf{e}}_2 = (\mathbf{e}_2 \wedge \mathbf{e}_3) \vee (\mathbf{e}_3 \wedge \mathbf{e}_1) = \mathbf{e}_3$$

$$\bar{\mathbf{e}}_2 \vee \bar{\mathbf{e}}_3 = (\mathbf{e}_3 \wedge \mathbf{e}_1) \vee (\mathbf{e}_1 \wedge \mathbf{e}_2) = \mathbf{e}_1$$

$$\bar{\mathbf{e}}_3 \vee \bar{\mathbf{e}}_1 = (\mathbf{e}_1 \wedge \mathbf{e}_2) \vee (\mathbf{e}_2 \wedge \mathbf{e}_3) = \mathbf{e}_2$$

# Similar shorthand notation

$$\bar{\mathbf{e}}_{12} = \bar{\mathbf{e}}_1 \vee \bar{\mathbf{e}}_2$$

$$\bar{\mathbf{e}}_{23} = \bar{\mathbf{e}}_2 \vee \bar{\mathbf{e}}_3$$

$$\bar{\mathbf{e}}_{31} = \bar{\mathbf{e}}_3 \vee \bar{\mathbf{e}}_1$$

$$\bar{\mathbf{e}}_{123} = \bar{\mathbf{e}}_1 \vee \bar{\mathbf{e}}_2 \vee \bar{\mathbf{e}}_3$$

# Join and meet

- Wedge product joins *vectors* together
  - Analogous to union
- Antiwedge product joins *antivectors*
  - Antivectors represent absence of geometry
  - Joining antivectors is like removing vectors
  - Analogous to intersection
  - Called a meet operation

# Homogeneous coordinates

- Points have a 4D representation:

$$\mathbf{P} = (x, y, z, w)$$

- Conveniently allows affine transformation through 4 x 4 matrix
- Used throughout 3D graphics

# Homogeneous points

- To project onto 3D space, find where 4D vector intersects subspace where  $w = 1$

$$\mathbf{P} = (x, y, z, w)$$

$$\mathbf{P}_{3D} = \left( \frac{x}{w}, \frac{y}{w}, \frac{z}{w} \right)$$

# Homogeneous model

- With Grassmann algebra, homogeneous model can be extended to include 3D points, lines, and planes
- Wedge and antiwedge products naturally perform union and intersection operations among all of these



# 4D Grassmann Algebra

- Scalar unit
- Four vectors:  $\mathbf{e}_1, \mathbf{e}_2, \mathbf{e}_3, \mathbf{e}_4$
- Six bivectors:  $\mathbf{e}_{12}, \mathbf{e}_{23}, \mathbf{e}_{31}, \mathbf{e}_{41}, \mathbf{e}_{42}, \mathbf{e}_{43}$
- Four antivectors:  $\bar{\mathbf{e}}_1, \bar{\mathbf{e}}_2, \bar{\mathbf{e}}_3, \bar{\mathbf{e}}_4$
- Antiscalar unit (quadvector)

# Homogeneous lines

- Take wedge product of two 4D points

$$\mathbf{P} = (P_x, P_y, P_z, 1) = P_x \mathbf{e}_1 + P_y \mathbf{e}_2 + P_z \mathbf{e}_3 + \mathbf{e}_4$$

$$\mathbf{Q} = (Q_x, Q_y, Q_z, 1) = Q_x \mathbf{e}_1 + Q_y \mathbf{e}_2 + Q_z \mathbf{e}_3 + \mathbf{e}_4$$

# Homogeneous lines

$$\mathbf{P} \wedge \mathbf{Q} = (Q_x - P_x)\mathbf{e}_{41} + (Q_y - P_y)\mathbf{e}_{42} + (Q_z - P_z)\mathbf{e}_{43} \\ + (P_y Q_z - P_z Q_y)\mathbf{e}_{23} + (P_z Q_x - P_x Q_z)\mathbf{e}_{31} + (P_x Q_y - P_y Q_x)\mathbf{e}_{12}$$

- This bivector spans a 2D plane in 4D
- In subspace where  $w = 1$ , this is a 3D line

# Homogeneous lines

- The 4D bivector no longer contains any information about the two points used to create it
- Contrary to parametric origin / direction representation

# Homogeneous lines

- The 4D bivector can be decomposed into two 3D components:
  - A tangent vector and a moment bivector
  - These are perpendicular

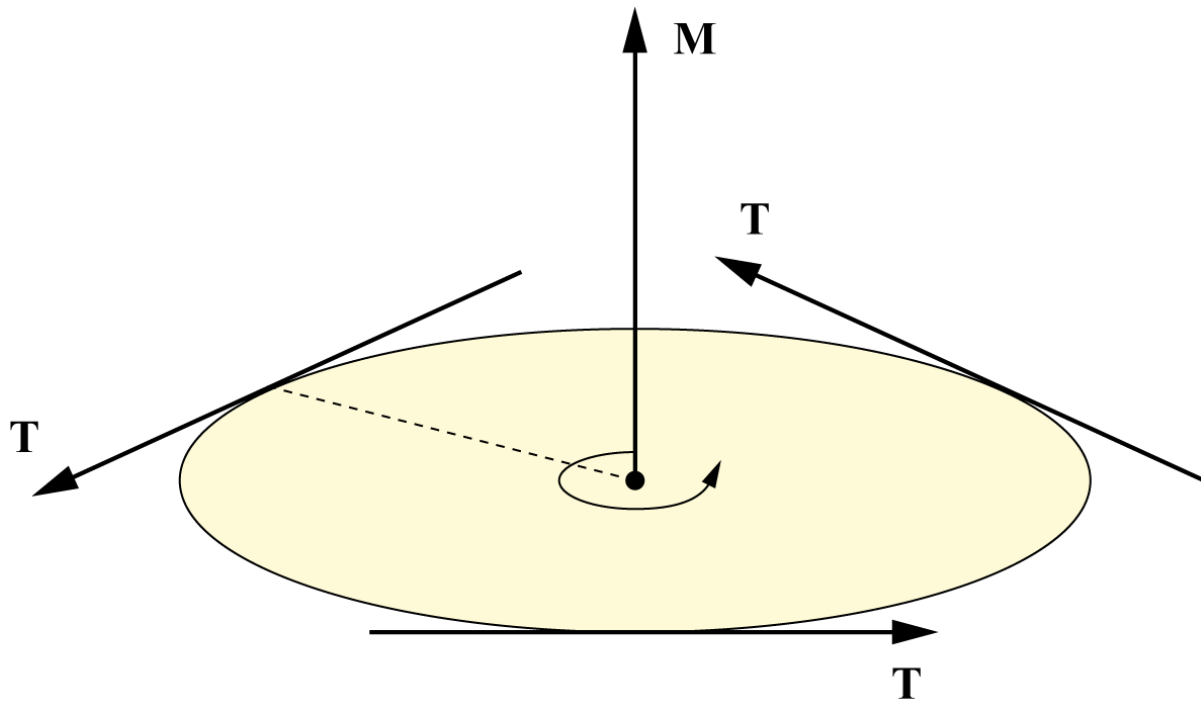
$$\mathbf{P} \wedge \mathbf{Q} = (Q_x - P_x)\mathbf{e}_{41} + (Q_y - P_y)\mathbf{e}_{42} + (Q_z - P_z)\mathbf{e}_{43} \\ + (P_y Q_z - P_z Q_y)\mathbf{e}_{23} + (P_z Q_x - P_x Q_z)\mathbf{e}_{31} + (P_x Q_y - P_y Q_x)\mathbf{e}_{12}$$

# Homogeneous lines

- Tangent **T** vector is  $\mathbf{Q}_{3D} - \mathbf{P}_{3D}$
- Moment **M** bivector is  $\mathbf{P}_{3D} \wedge \mathbf{Q}_{3D}$

$$\begin{aligned} \mathbf{P} \wedge \mathbf{Q} = & (Q_x - P_x) \mathbf{e}_{41} + (Q_y - P_y) \mathbf{e}_{42} + (Q_z - P_z) \mathbf{e}_{43} \\ & + (P_y Q_z - P_z Q_y) \mathbf{e}_{23} + (P_z Q_x - P_x Q_z) \mathbf{e}_{31} + (P_x Q_y - P_y Q_x) \mathbf{e}_{12} \end{aligned}$$

# Moment bivector



# Plücker coordinates

- Origin of Plücker coordinates revealed!
  - They are the coefficients of a 4D bivector
- A line  $\mathbf{L}$  in Plücker coordinates is

$$\mathbf{L} = \{ \mathbf{Q} - \mathbf{P} : \mathbf{P} \times \mathbf{Q} \}$$

- A bunch of seemingly arbitrary formulas in Plücker coordinates will become clear



# Homogeneous planes

- Take wedge product of three 4D points

$$\mathbf{P} = (P_x, P_y, P_z, 1) = P_x \mathbf{e}_1 + P_y \mathbf{e}_2 + P_z \mathbf{e}_3 + \mathbf{e}_4$$

$$\mathbf{Q} = (Q_x, Q_y, Q_z, 1) = Q_x \mathbf{e}_1 + Q_y \mathbf{e}_2 + Q_z \mathbf{e}_3 + \mathbf{e}_4$$

$$\mathbf{R} = (R_x, R_y, R_z, 1) = R_x \mathbf{e}_1 + R_y \mathbf{e}_2 + R_z \mathbf{e}_3 + \mathbf{e}_4$$

# Homogeneous planes

$$\mathbf{P} \wedge \mathbf{Q} \wedge \mathbf{R} = N_x \bar{\mathbf{e}}_1 + N_y \bar{\mathbf{e}}_2 + N_z \bar{\mathbf{e}}_3 + D \bar{\mathbf{e}}_4$$

- $\mathbf{N}$  is the 3D normal bivector
- $D$  is the offset from origin in units of  $\mathbf{N}$

$$\mathbf{N} = \mathbf{P}_{3D} \wedge \mathbf{Q}_{3D} + \mathbf{Q}_{3D} \wedge \mathbf{R}_{3D} + \mathbf{R}_{3D} \wedge \mathbf{P}_{3D}$$

$$D = -\mathbf{P}_{3D} \wedge \mathbf{Q}_{3D} \wedge \mathbf{R}_{3D}$$

# Plane transformation

- A homogeneous plane is a 4D antivector
- It transforms by the inverse of a 4 x 4 matrix
  - Just like a 3D antivector transforms by the inverse of a 3 x 3 matrix
  - Orthogonality not common here due to translation in the matrix

# Projective geometry

4D Entity	3D Geometry
Vector (1-space)	Point (0-space)
Bivector (2-space)	Line (1-space)
Trivector (3-space)	Plane (2-space)

- We always project onto the 3D subspace where  $w = 1$

# Geometric computation in 4D

- Wedge product
  - Multiply **two points** to get the line containing both points
  - Multiply **three points** to get the plane containing all three points
  - Multiply **a line and a point** to get the plane containing the line and the point

# Geometric computation in 4D

- Antiwedge product
  - Multiply **two planes** to get the line where they intersect
  - Multiply **three planes** to get the point common to all three planes
  - Multiply **a line and a plane** to get the point where the line intersects the plane

# Geometric computation in 4D

- Wedge or antiwedge product
  - Multiply **a point and a plane** to get the signed minimum distance between them in units of the normal magnitude
  - Multiply **two lines** to get a special signed crossing value

# Product of two lines

- Wedge product gives an antiscalar (quadvector or 4D volume element)
- Antiwedge product gives a scalar
- Both have same sign and magnitude
- Grassmann treated scalars and antiscalars as the same thing



# Product of two lines

- Let  $\mathbf{L}_1$  have tangent  $\mathbf{T}_1$  and moment  $\mathbf{M}_1$
- Let  $\mathbf{L}_2$  have tangent  $\mathbf{T}_2$  and moment  $\mathbf{M}_2$
- Then,

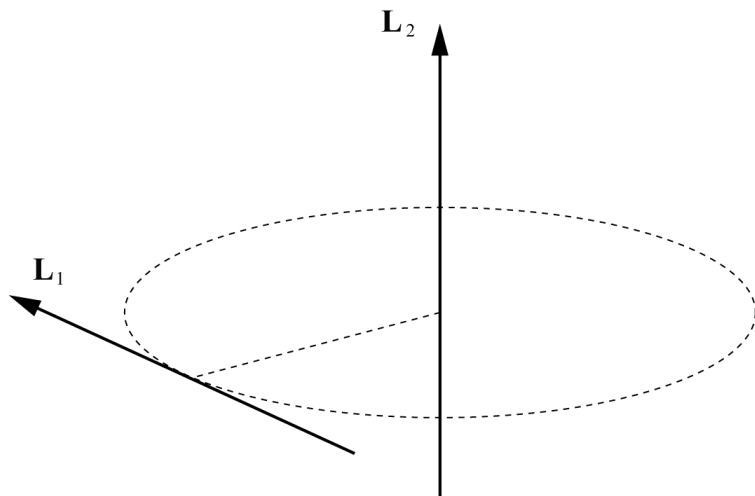
$$\mathbf{L}_1 \vee \mathbf{L}_2 = -(\mathbf{T}_1 \vee \mathbf{M}_2 + \mathbf{T}_2 \vee \mathbf{M}_1)$$

$$\mathbf{L}_1 \wedge \mathbf{L}_2 = -(\mathbf{T}_1 \wedge \mathbf{M}_2 + \mathbf{T}_2 \wedge \mathbf{M}_1)$$

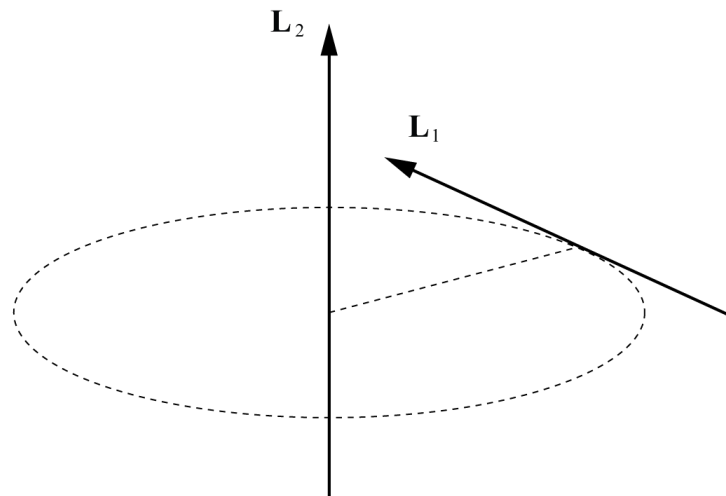
# Product of two lines

- The product of two lines gives a “crossing” relation
  - Positive value means clockwise crossing
  - Negative value means counterclockwise
  - Zero if lines intersect

# Crossing relation



$$L_1 \vee L_2 > 0$$



$$L_1 \vee L_2 < 0$$

# Distance between lines

- Product of two lines also relates to signed minimum distance between them

$$d = \frac{\mathbf{L}_1 \vee \mathbf{L}_2}{\|\mathbf{T}_1 \wedge \mathbf{T}_2\|}$$

- (Here, numerator is 4D antiwedge product, and denominator is 3D wedge product.)

# Ray-triangle intersection

- Application of line-line product
- Classic barycentric calculation difficult due to floating-point round-off error
  - Along edge between two triangles, ray can miss both or hit both
  - Typical solution involves use of ugly epsilons

# Ray-triangle intersection

- Calculate 4D bivectors for triangle edges and ray
  - Take antiwedge products between ray and three edges
  - Same sign for all three edges is a hit
  - Impossible to hit or miss both triangles sharing edge
  - Need to handle zero in consistent way

# Weighting

- Points, lines, and planes have “weights” in homogeneous coordinates

Entity	Weight
Point	$w$ coordinate
Line	Tangent component <b>T</b>
Plane	$x, y, z$ component

# Weighting

- Mathematically, the weight components can be found by taking the antiwedge product with the antivector  $(0,0,0,1)$
- We would never really do that, though, because we can just look at the right coefficients



# Normalized lines

- Tangent component has unit length
  - Magnitude of moment component is perpendicular distance to the origin

# Normalized planes

- $(x,y,z)$  component has unit length
  - Wedge product with (normalized) point is perpendicular distance to plane

# Programming considerations

- Convenient to create classes to represent entities of each grade
  - Vector4D
  - Bivector4D
  - Antivector4D

# Programming considerations

- Fortunate happenstance that C++ has an overloadable operator  $\wedge$  that looks like a wedge
- But be careful with operator precedence if you overload  $\wedge$  to perform wedge product
  - Has lowest operator precedence, so get used to enclosing wedge products in parentheses

# Combining wedge and antiwedge

- The same operator can be used for wedge product and antiwedge product
  - Either they both produce the same scalar and antiscalar magnitudes with the same sign
  - Or one of the products is identically zero
  - For example, you would always want the antiwedge product for two planes because the wedge product is zero for all inputs

# Summary

Old school	New school
Cross product $\rightarrow$ axial vector	Wedge product $\rightarrow$ bivector
Dot product	Antiwedge vector / antivector
Scalar triple product	Triple wedge product
Plücker coordinates	4D bivectors
Operations in Plücker coordinates	4D wedge / antiwedge products
Transform normals with inverse transpose	Transform antivectors with adjugate transpose

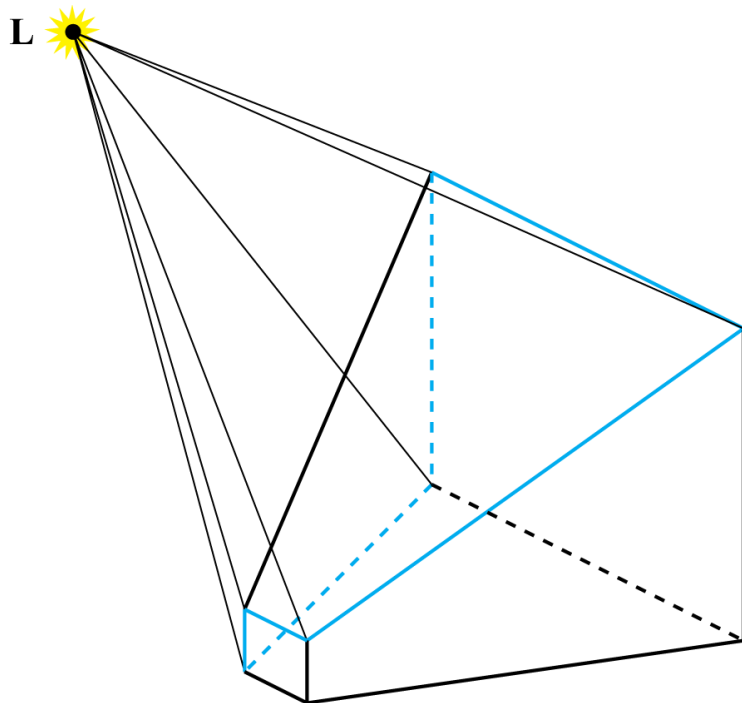
- Slides available online at
  - <http://www.terathon.com/lengyel/>
- Contact
  - [lengyel@terathon.com](mailto:lengyel@terathon.com)

# Supplemental Slides



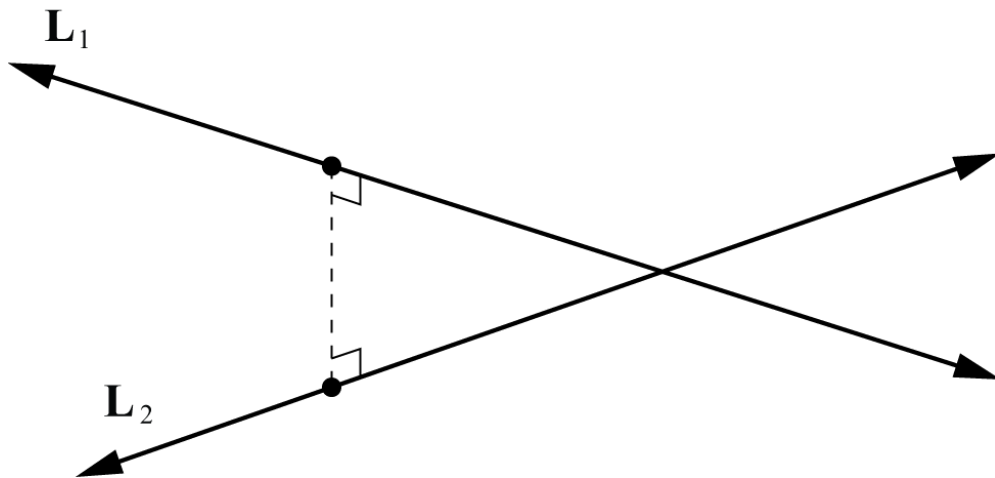
# Example application

- Calculation of shadow region planes from light position and frustum edges
- Simply a wedge product



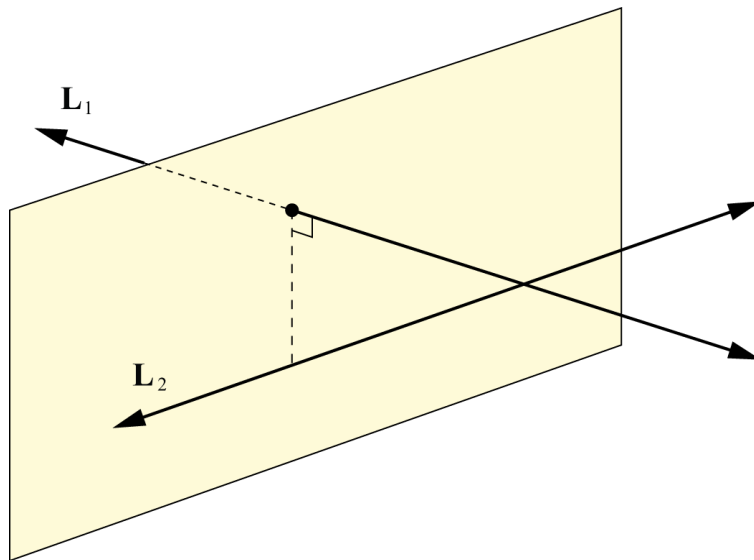
# Points of closest approach

- Wedge product of line tangents gives complement of direction between closest points



# Points of closest approach

- Plane containing this direction and first line also contains closest point on second line



# Two dimensions

- 1 scalar unit
- 2 basis vectors
- 1 bivector / antiscalar unit
- No cross product
- All rotations occur in plane of 1 bivector

# One dimension

- 1 scalar unit
- 1 single-component basis vector
  - Also antiscalar unit
- Equivalent to “dual numbers”
- All numbers have form  $a + be$ 
  - Where  $e^2 = 0$

# Explicit formulas

- Define points **P**, **Q** and planes **E**, **F**, and line **L**

$$\mathbf{P} = (P_x, P_y, P_z, 1) = P_x \mathbf{e}_1 + P_y \mathbf{e}_2 + P_z \mathbf{e}_3 + \mathbf{e}_4$$

$$\mathbf{Q} = (Q_x, Q_y, Q_z, 1) = Q_x \mathbf{e}_1 + Q_y \mathbf{e}_2 + Q_z \mathbf{e}_3 + \mathbf{e}_4$$

$$\mathbf{E} = (E_x, E_y, E_z, E_w) = E_x \bar{\mathbf{e}}_1 + E_y \bar{\mathbf{e}}_2 + E_z \bar{\mathbf{e}}_3 + E_w \bar{\mathbf{e}}_4$$

$$\mathbf{F} = (F_x, F_y, F_z, F_w) = F_x \bar{\mathbf{e}}_1 + F_y \bar{\mathbf{e}}_2 + F_z \bar{\mathbf{e}}_3 + F_w \bar{\mathbf{e}}_4$$

$$\mathbf{L} = T_x \mathbf{e}_{41} + T_y \mathbf{e}_{42} + T_z \mathbf{e}_{43} + M_x \mathbf{e}_{23} + M_y \mathbf{e}_{31} + M_z \mathbf{e}_{12}$$

# Explicit formulas

- Product of two points

$$\mathbf{P} \wedge \mathbf{Q} = (Q_x - P_x)\mathbf{e}_{41} + (Q_y - P_y)\mathbf{e}_{42} + (Q_z - P_z)\mathbf{e}_{43} \\ + (P_y Q_z - P_z Q_y)\mathbf{e}_{23} + (P_z Q_x - P_x Q_z)\mathbf{e}_{31} + (P_x Q_y - P_y Q_x)\mathbf{e}_{12}$$

# Explicit formulas

- Product of two planes

$$\mathbf{E} \vee \mathbf{F} = (E_z F_y - E_y F_z) \mathbf{e}_{41} + (E_x F_z - E_z F_x) \mathbf{e}_{42} + (E_y F_x - E_x F_y) \mathbf{e}_{43} \\ + (E_x F_w - E_w F_x) \mathbf{e}_{23} + (E_y F_w - E_w F_y) \mathbf{e}_{31} + (E_z F_w - E_w F_z) \mathbf{e}_{12}$$



# Explicit formulas

- Product of line and point

$$\mathbf{L} \wedge \mathbf{P} = (T_y P_z - T_z P_y + M_x) \bar{\mathbf{e}}_1 + (T_z P_x - T_x P_z + M_y) \bar{\mathbf{e}}_2 \\ + (T_x P_y - T_y P_x + M_z) \bar{\mathbf{e}}_3 + (-P_x M_x - P_y M_y - P_z M_z) \bar{\mathbf{e}}_4$$

# Explicit formulas

- Product of line and plane

$$\mathbf{L} \vee \mathbf{E} = (M_z E_y - M_y E_z - T_x E_w) \mathbf{e}_1 + (M_x E_z - M_z E_x - T_y E_w) \mathbf{e}_2 \\ + (M_y E_x - M_x E_y - T_z E_w) \mathbf{e}_3 + (E_x T_x + E_y T_y + E_z T_z) \mathbf{e}_4$$